



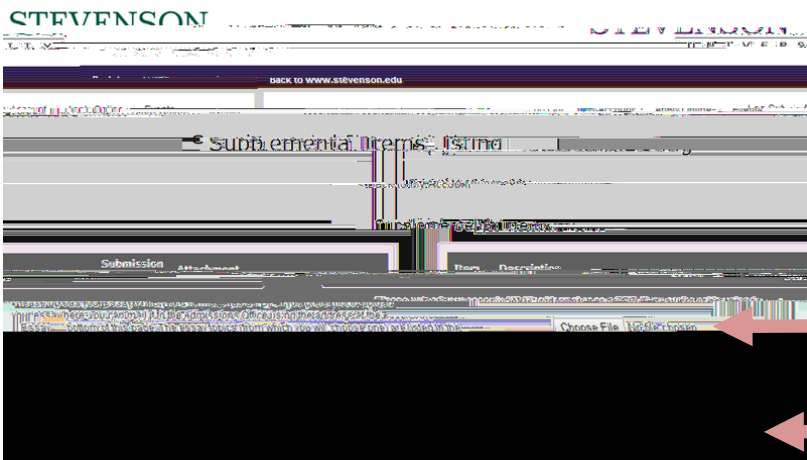
HOW TO UPLOAD YOUR ESSAY TO THE SU ONLINE APPLICATION



When you log in to your account, you should click on "My Applications"



When you click on "View Supplemental Items" you will be brought to a screen where you can upload your essay.



Click "Choose File" to upload the document in MS Word or as a PDF.

Once you've selected the file, click "Upload All" and your essay will be sent to the admissions office.